

Committed to
Better Engineering.
HUNTER



LEGEND[®] 35





SPECIFICATIONS

L.O.A.:

35'7"

L.W.L.:

29'9"

Beam:

11'9"

Draft: Shoal 4'6"

Deep 6'6"

Displacement: Shoal 12,600 lbs.

Deep 12,400 lbs.

Ballast: Shoal (Wing) 4,800 lbs.

Deep 4,600 lbs.

Mast ht. (Fr DWL):

54'

Headroom:

6'2"

Sail area (@ 100% foretriangle):

569 sq. ft.

E (Mainsail foot):

14'3"

J (Foretriangle base):

12'2"

P (Mainsail luff):

44'1"

I (Foretriangle ht.):

42'

Due to our "Commitment to Better Engineering," Hunter Marine reserves the right to modify or change, without notice, any materials, specifications, equipment and/or accessories. All measurements are approximate.



Legendary Comfort and Convenience

Our most important consideration with every Hunter boat is for your comfort and convenience. That's why you'll find the Legend 35 loaded with standard features other companies call "extras."

The main salon is rich with teak detailing, a teak and holly sole. It comes complete with color coordinated plush fabrics.

Due to the newly designed flush-mounted plexiglass skylights, opening ports and hatches your spacious interior is aglow with a warm inviting feeling for you and your crew.

Everything needed is conveniently located in the galley. A complete nav station with large work area and comfortable swing-away seat is also included.

The Legend 35 galley comes complete with a gimballed two-

burner stove with broiler, large icebox and a circular stainless steel sink with hot and cold pressurized water system. The countertop is high pressure laminate and the new design gives you a rounded end with additional storage area. It's finished in satin teak for easy cleaning and care, plus there's plenty of space to create your crew's favorite snack or meal.

The Legend 35 nav station is well-designed with an easy to read panel that fully displays the status of your shipboard systems and a detachable navigation light provides ample lighting. A spacious work desk with a swing-out seat allows you to log your course and keep records in one efficient area. Your AM-FM cassette stereo system is located here for your listening pleasure.

THE LEGEND LIVES ON!

The Hunter Legend

Like her predecessors, the Legend 45, Legend 40 and Legend 37, Legend 35 is a further continuation of Hunter Marine's "Commitment to Better Engineering" to provide the sailing public with the finest production built boats offered in America today. Years of industry-leading innovation, technology and design are the result of Hunter Marine's "Commitment to Better Engineering." A modern manufacturing plant and efficient production techniques, combined with constant and stringent testing, place Hunter Marine at the industry's forefront.

Warren Luhrs, Hunter CEO, affirms the company's commitment to better engineering with rigorous research and development. Luhrs tests innovative design ideas at sea.

The new Legend Series offers you dramatic developments in engineering and styling in a sailboat which delivers consistent performance whether racing, cruising or at dockside.

Legendary Engineering

Warren Luhrs leads the Hunter Design Group in constant search for ways to improve the speed and safety of the craft.

For example, years ago Hunter pioneered a full-length internal frame and keel system of unidirectional fiberglass. Vacuum bonding to the hull, this new technology increases stiffness in the hull without adding significant weight. Hunter also developed a chainplate system which brings all the loads to one location on the deck and them directly to the internal frame of the hull. Allowing the load of the chainplate to be carried by the internal frame and keel system increases structural integrity and strength. That makes Hunters safer and creates more usable space below decks because the chainplate is bonded to a single deck penetration.

On the Legend 35, you get unique ergonomic design and styling with the contoured deck and seating, bulb-wing keel, and Legend's ease with the Fractional Rig, Dutchman™ Mainsail Control System and roller furling jib. Every element is designed to be in harmony, making your boating experience safer and more enjoyable. You're not just sailing a boat, you're sailing a Legend.

Legendary Craftsmanship and Quality

Every Legend 35 contains stunning examples of Hunter's craftsmanship in quality and craftsmanship. You have integral

aluminum plates for attaching deck hardware and a Hunter-designed extruded aluminum toe rail with an outboard deck-to-hull flange which seals the Legend.

You get molded-in non-skid on the deck, stainless steel handrails and easy access to the steering quadrant for simplified maintenance. Inboard recessed genoa tracks and the sea hood keep your lines and halyards from being a trip hazard.


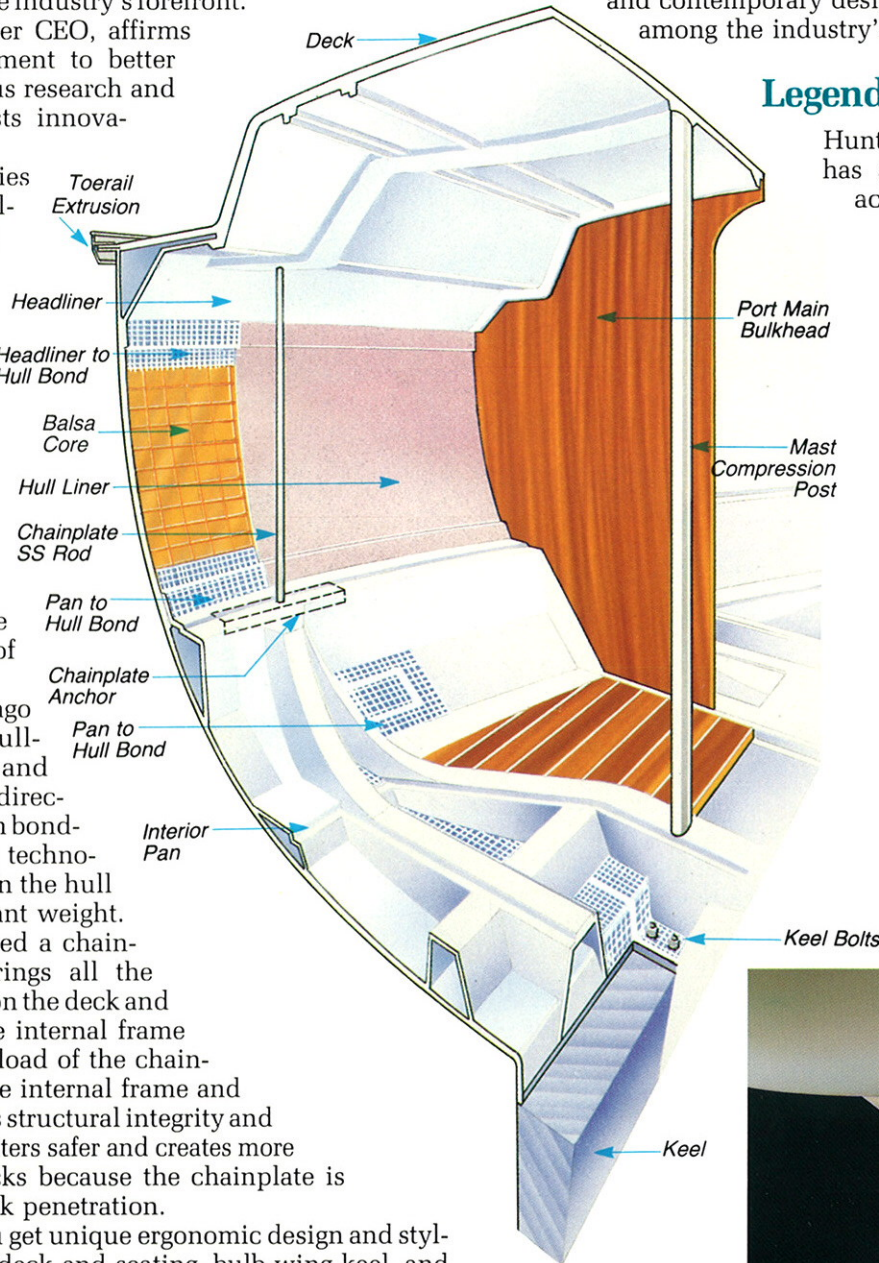
Hunter's quality and engineering means you'll get a long and enjoyable life from your Legend 35. The boat's durability and contemporary design means your resale value is among the industry's best.

Legendary Performance

Hunter sailors insist on a boat that has advanced performance characteristics, and you'll find the Legend 35 packed with them. The hull, though spacious, allows a minimum of wetted surface for improved performance.

The shoal draft bulb-wing keel enhances your sailing ability by lowering the boat's center of gravity to allow more sail area to keel weight, while adding lift when sailing to weather. The rig is fractional, with swept-back spreaders, so you can have a larger main for reaching and running and to get tighter sheeting angles for better upwind performance.

With these new features on the Legend 35 it's easier to sail your best under all weather conditions.



New Bulb-Wing Keel

This unique design was created to place the center of gravity low with the wings adding lift when sailing to weather. This allows a shallow draft keel to perform as a deeper fin, and also dampens any pitching of the boat.

Due to the rigging equipment

sky high glow

The

THE LEGEND LIVES ON!

The Hunter Legend

Like her predecessors, the Legend 45, Legend 40 and Legend 37, Legend 35 is a further continuation of Hunter Marine's "Commitment to Better Engineering" to provide the sailing public with the finest production built boats offered in America today. Years of industry-leading innovation, technology and design are the result of Hunter Marine's "Commitment to Better Engineering." A modern manufacturing plant and efficient production techniques, combined with constant and stringent testing, keep Hunter Marine at the industry's forefront.

Warren Luhrs, Hunter CEO, affirms the company's commitment to better engineering with rigorous research and development. Luhrs tests innovative design ideas at sea.

The new Legend Series offers you dramatic developments in engineering and styling in a sailboat which delivers consistent performance whether racing, cruising or at dockside.

Legendary Engineering

Luhrs leads the Hunter Design Group in constant search for ways to improve the speed and safety of our craft.

For example, years ago Hunter pioneered a full-length internal frame and a larger system of unidirectional fiberglass. Vacuum bonding to the hull, this new technology increases stiffness in the hull without adding significant weight. Hunter also developed a chainplate system which brings all the loads to one location on the deck and them directly to the internal frame of the hull. Allowing the load of the chainplate to be carried by the internal frame and a larger system increases structural integrity and strength. That makes Hunters safer and creates more usable space below decks because the chainplate is bonded to a single deck penetration.

On the Legend 35, you get unique ergonomic design and styling with the contoured deck and seating, bulb-wing keel, and Legend ease with the Fractional Rig, Dutchman™ Mainsail Control System and roller furling jib. Every element is designed to

be in harmony, making your boating experience safer and more enjoyable. You're not just sailing a boat, you're sailing a Legend.

Legendary Craftsmanship and Quality

Every Legend 35 contains stunning examples of Hunter's complements in quality and craftsmanship. You have integral swing-a

aluminum plates for attaching deck hardware and a Hunter-designed extruded aluminum toe rail with an outboard deck-to-hull flange which seals the Legend.

You get molded-in non-skid on the deck, stainless steel handrails and easy access to the steering quadrant for simplified maintenance. Inboard recessed genoa tracks and the sea hood keep your lines and halyards from being a trip hazard.

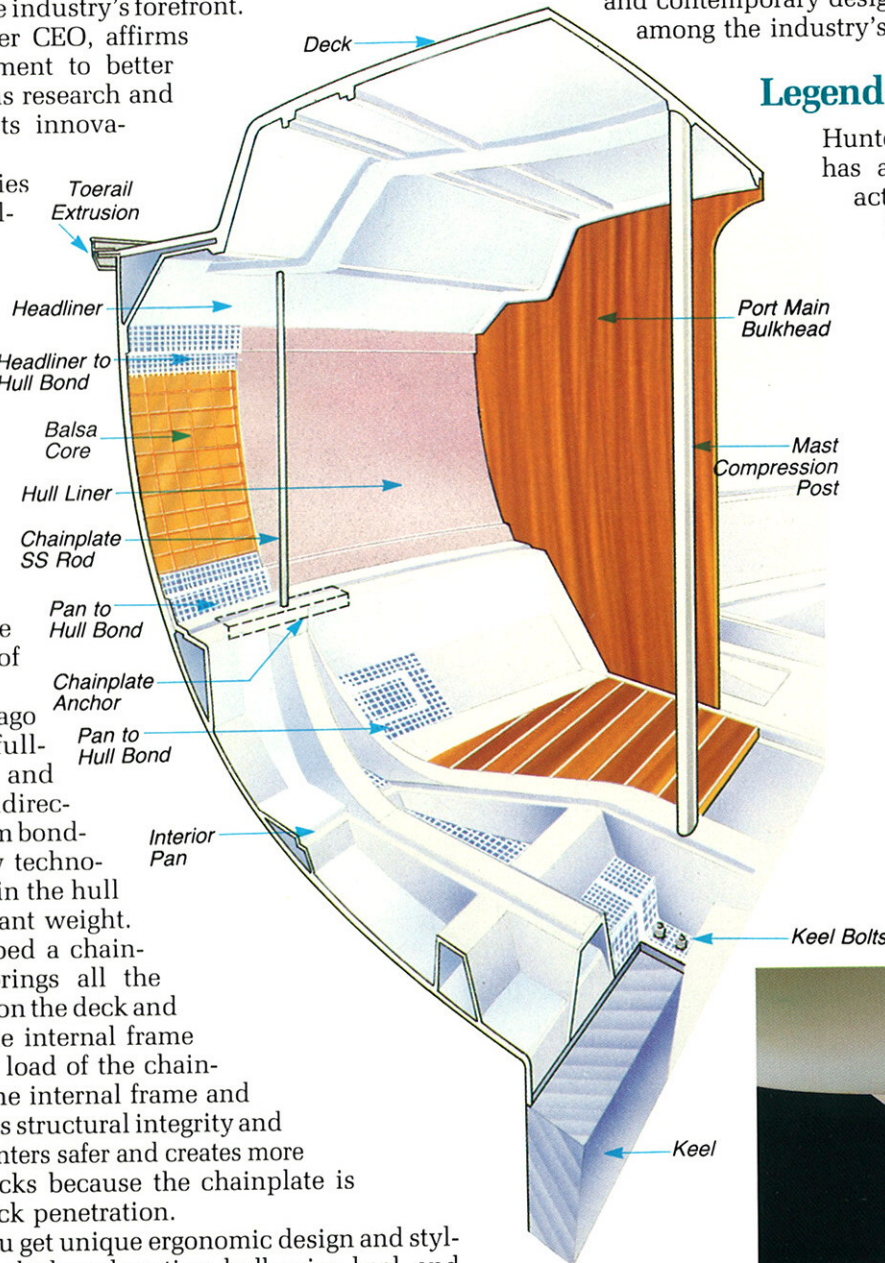
Hunter's quality and engineering means you'll get a long and enjoyable life from your Legend 35. The boat's durability and contemporary design means your resale value is among the industry's best.

Legendary Performance

Hunter sailors insist on a boat that has advanced performance characteristics, and you'll find the Legend 35 packed with them. The hull, though spacious, allows a minimum of wetted surface for improved performance.

The shoal draft lead bulbwing keel enhances your sailing keel ability by lowering the boat's center of gravity to allow more sail area to keel weight, while adding lift when sailing to weather. The rig is fractional, with swept-back spreaders, so you can have a larger main for reaching and running and to get tighter sheeting angles for better upwind performance.

With these new features on the Legend 35 it's easier to sail your best under all weather conditions.



New Bulb-Wing Keel

This unique design was created to place the center of gravity low with the wings adding lift when sailing to weather. This allows a shallow draft keel to perform as a deeper fin, and also dampens any pitching of the boat.

CRUISE PAC®

For years, Hunter Marine has offered the most complete accessory and marine hardware package in the industry. When you purchase a Hunter boat, your buying power is at its best. Hunter goes out of their way to ensure that you have everything you need to set sail the day of your commissioning. Check the listing and compare for yourself why Hunter is your best buy in the sailboat market today. Call or write Hunter Marine today for the name of your nearest Hunter Marine dealer or any additional information you may require.

Hunter. Committed to Better Engineering.

RIGGING

- Dacron sails
- Main with Dutchman™
- Sail Flaking system
- Boom-vang
- Furling 110% genoa
- Jiffy reefing, main
- Sheets
- Two two-speed sheet winches (self-tailing)
- Two self-tailing halyard winches
- Sheet stoppers
- Line organizers
- Internal halyards, pre-stretched dacron
- Mid-boom sheeting
- Mainsheet traveler
- Inboard recessed genoa tracks with cars
- Aluminum mast and boom
- Windex®

DECK

- Bow pulpit, stainless steel
- Stern rail, stainless steel
- Stainless steel swim ladder
- Double lifelines
- Mooring cleats
- Stainless steel handrails
- On-deck anchor well
- Flush mounted cabin skylights
- Cockpit seat lockers
- Molded-in non-skid deck
- Recessed roller furling gear

COCKPIT

- T-shaped cockpit
- Pedestal steering, w/engine controls and lighted compass
- Brake
- Wraparound coamings
- Contoured helmsman seat
- Walk-thru transom

ELECTRICAL

- Dual 12-volt battery w/switch
- European running lights
- Automatic bilge pump
- 110-volt dockside power with 50' (15.2m) cord
- Multiple AC outlets in cabin
- Mast steaming light and anchor light
- Cabin lights

CABIN

- Satin finish with select hardwood trim
- Polyurethane finished teak and holly cabin sole
- Opening ports
- Tinted forward hatch
- Tinted slider hatch
- Tinted mid-cabin vent hatch
- Dinette table
- Two hanging lockers
- Fully-enclosed head w/mirror
- Hot and cold pressure water system
- Shower
- Seacocks
- Vanity with Corian® countertop
- Navigator's station
- Chart table light
- Fabric cushions with matching pillows

ENTERTAINMENT CENTER

- AM/FM cassette stereo

GALLEY


- Stainless steel sink
- Gimballed 2-burner CNG stove w/broiler
- High pressure laminated countertop
- Icebox
- Fresh water tank, Gallons 64.0, Liters 242

AUXILIARY POWER

- Diesel engine, fresh water cooled
- Fuel tank, Gallons 25.0, Liters 94.6;

GENERAL SAFETY GROUP

- Anchor and line
- Life jackets
- Signal horn
- Throwable device
- Two fire extinguishers
- Emergency tiller
- Chapman's *Piloting, Seamanship, and Small Boat Handling*



Due to our "Commitment to Better Engineering," Hunter Marine reserves the right to modify or change, without notice, any materials, specifications, equipment and/or accessories. All measurements are approximate.

Optional gear shown in some of the photographs is not part of the standard CRUISE-PAC® equipment package.



Hunter Marine Corporation
P.O. Box 1030B • Route 441
Alachua, Florida 32615