



Committed to
Better Engineering.
HUNTER



28.5





Specifications:

L.O.A.	28'5"	8.66m.
L.W.L.	23'9"	7.24m.
Beam	10'6"	3.20m.
Draft:		
Shoal	4'0"	1.21m.
Deep	5'2"	1.57m.
Displacement:		
Shoal	7100 lbs.	3220.5 kg.
Deep	7000 lbs.	3175.1 kg.
Ballast:		
Shoal	3100 lbs.	1406.1 kg.
Deep	3000 lbs.	1360.7 kg.
Mast height		
From Waterline	41'3"	12.57m.
Headroom	6'2"	1.87m.
Sail area	398 sq.ft.	36.97m.
E (Mainsail foot)	10' 10"	3.30m.
J (Foretriangle base)	12' 1"	3.68m.
P (Mainsail luff)	31'9"	9.68m.
I (Foretriangle ht.)	37'4"	11.38m.



Designed Like a Custom.


The Hunter 28.5 has been designed and created with space, speed, comfort and economy in mind.

The Hunter 28.5 boasts an interior unlike any of her competition. The main salon sports a unique horse-shoe designed interior with complete color coordination as well as easy access to the comfortable V-berth.

In the uniquely designed salon you will find a large


center dinette that folds down either side, a separate navigators station with chart light, and lots of accessible storage space. The galley is an L-shaped designed area just aft of the main salon. She comes complete with a two burner alcohol stove, hot and cold pressurized water system, Formica® counter tops, a stainless steel sink and a large easily accessible ice box.

The head is completely enclosed for total privacy



and comes complete with full shower and mirror.

The Hunter Design Group, using sound and functional engineering, has placed all of the above areas where you will have the most headroom and freedom of movement from one area to the other. Because of Hunter's commitment to better engineering, the 28.5 utilizes every inch of space for your complete



comfort and pleasure. The Hunter is engineered to offer you the best buy for your money today and tomorrow as well.

At Hunter, our commitment to better engineering is paying off because, every year, more and more discerning sailors are making a commitment to us.

1/2" = 1' 0"

Engineered Like A Custom.

Like all Hunter boats, the Hunter 28.5 begins with a hull that is laid up by hand with pre-cut fiberglass to insure consistency. After the hull is cured and thoroughly inspected, we then bond a full length internal frame and stringer system of unidirectional fiberglass directly to the hull to increase its stiffness without adding undue weight. The chainplate is secured to this system and is then brought thru the deck in one clean penetration, creating more interior space and minimizing deck clutter. The load is then distributed to the hull thru the internal frame and stringer system.

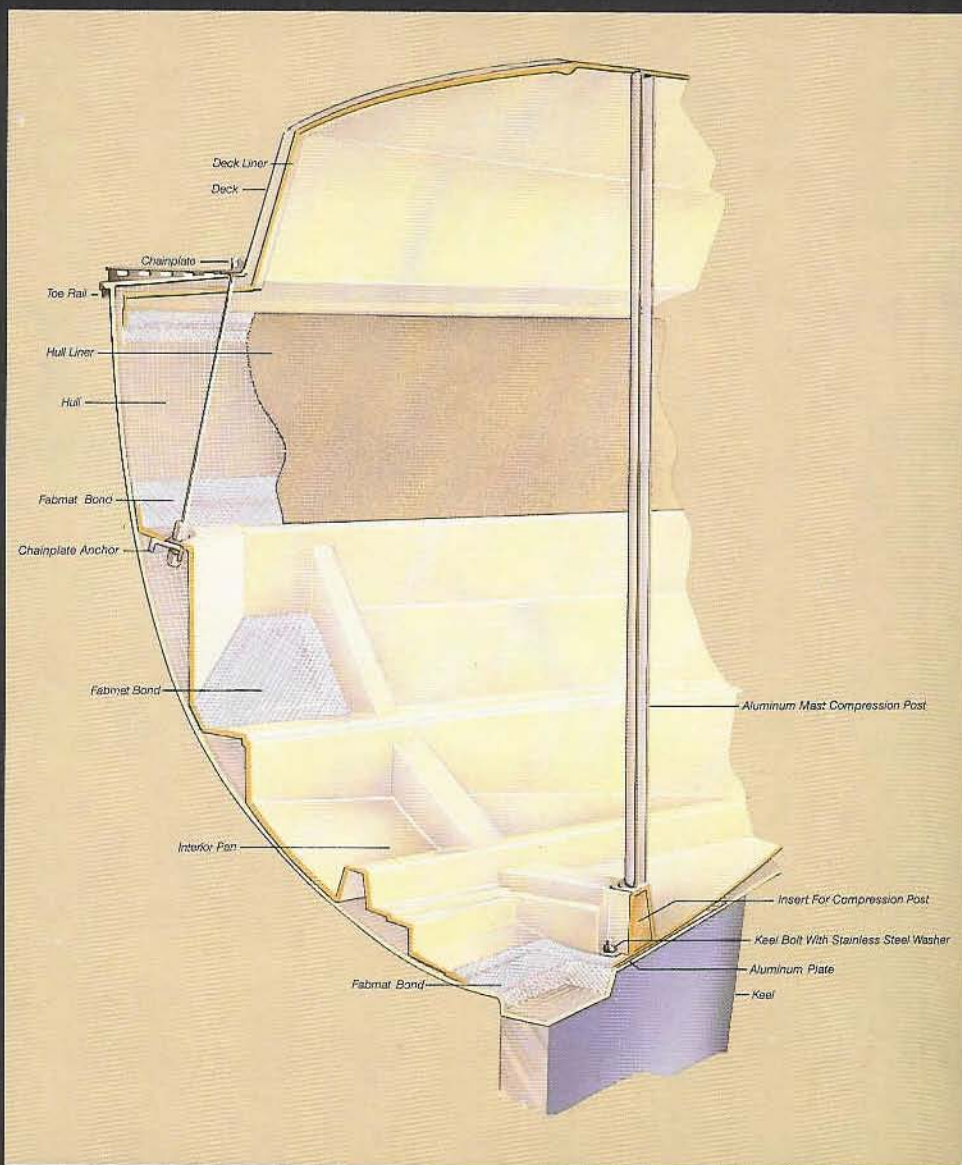
This new structural system allows the Hunter Design Group to obtain the maximum utilization of the interior space below decks.

The exterior hull-to-deck joint is engineered to minimize leaks and act as a spray rail. A custom pre-bent toe rail extrusion is thru bolted providing additional strength and protection. The stanchions are mounted outboard which allows for easier and safer movements about the side decks.

The new Hunter 28.5 has the patented B&R rigging system (Patent No. 3862613)—with no babystay or running backstays—so you get better control and faster tacking. The swept back spreaders allow tighter sheeting angles of the headsails, and a smaller spar section reduces windage and interference with the leading edge of the mainsail.

Mounted securely between the keel and the bottom of the mast is an aluminum compression post which adds additional strength overall between hull and deck.

Finally, the laminar flow section of the keel has been cast for



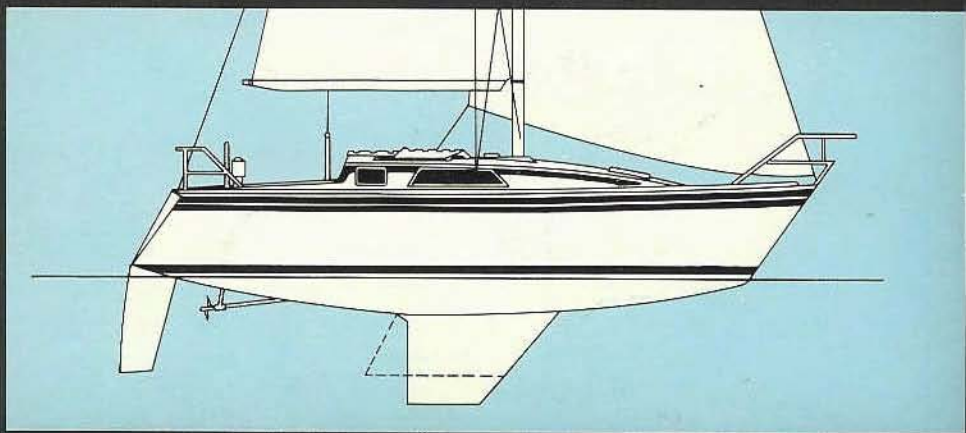
a more accurate, more efficient shape. And an aircraft type fairing provides a sleeker interface between the hull and the keel.

Warren Luhrs and the Hunter Design Group are continually seeking ways to improve and update each and every boat that comes off the line.

New techniques and materials

are continually sought and studied to keep Hunter Marine at the forefront in the market place.

Compare for yourself and see our commitment not only to better engineering but to you as well. We pride ourselves not only on our product, but also our dealer network, to keep our customers happy and glad they bought a hunter.



CRUISE PAC

While everyone else was complaining about the high cost of marine hardware and accessories, Hunter was doing something about it.

By making all the accessories and hardware you need standard equipment. We buy top quality gear in very large quantities. The result? Equally large savings.

Cruise-Pac® isn't just sails, winches, and running rigging—it's things like anchors, fire extinguishers, running lights, life jackets—even a copy of *Chapman's Piloting, Seamanship, and Small Boat Handling*.

We invite you to compare the Standard Equipment list below with that of any other manufacturer.

You'll discover that Hunter offers more—and better—gear. For less.

RIGGING

Dacron sails: main and 110% genoa
 Jiffy reefing, main
 Sheets
 Two, two-speed sheet winches (self-tailing)
 Main and Jib halyard winch
 Double standing sheet stopper
 Double line organizer
 Internal halyards, pre-stretched dacron
 Midboom sheeting
 Adjustable mainsheet traveler
 Inboard recessed genoa tracks with cars
 Aluminum mast and boom
 Windex®

DECK

Bow pulpit, stainless steel
 Stern rail, stainless steel
 Stainless steel swim ladder
 Double life lines
 Mooring cleats
 Teak handrails
 On-deck anchor well
 Cockpit seat lockers
 Molded-in non-skid deck

COCKPIT

T-shaped cockpit
 Pedestal steering, w/engine controls and lighted compass
 Wraparound coamings
 Teak helmsman seat

ELECTRICAL

12 volt battery
 European running lights
 Bilge pump, automatic
 110 volt dockside power w/ 50' (15.2m) cord
 Multiple AC outlets in cabin
 Mast steaming light & anchor light
 Cabin lights

CABIN

Selected hardwood trim
 Teak and holly cabin sole
 Opening ports
 Tinted forward hatch
 Tinted Lexan® slider hatch
 Tinted mid-cabin vent hatch
 Dinette table
 Hanging lockers
 Fully enclosed head w/mirror
 Pressure water in lavatory
 Shower
 Vanity in head
 Navigator's station
 Chart table light
 Fabric cushions

GALLEY



Stainless steel sink
 Hot and cold pressure water system
 2 burner stove
 Formica® counter tops
 Icebox
 Fresh water tank
 Gallons 27.0
 Liter 102.2

AUXILIARY POWER

Diesel engine, fresh water cooled
 Fuel tank
 Gallons 11.5
 Liters 43.5

GENERAL SAFETY GROUP

Anchor and line
 Emergency tiller
 Life jackets
 Signal horn
 Throwable device
 2 fire extinguishers
 Chapman's *Piloting, Seamanship and Small Boat Handling*



Spinnaker Gear shown in some of the photographs is not part of the standard CRUISE-PAC® equipment package.

Racing suits provided by RUKKA, USA Inc.

HUNTER

Hunter Marine Corporation
 P.O. Box 1030 • Route 441
 Alachua, Florida 32615